

Sapa Mentari

Sajian Pagi Menu Trading dari BRI Danareksa Sekuritas

Kamis, 19 Mei 2022



Disclaimer

The information contained in this report has been taken from sources which we deem reliable. However, none of BRI Danareksa Sekuritas and/or its affiliated companies and/or their respective employees and/or agents makes any representation or warranty (express or implied) or accepts any responsibility or liability as to, or in relation to, the accuracy or completeness of the information and opinions contained in this report or as to any information contained in this report or any other such information or opinions remaining unchanged after the issue thereof.

We expressly disclaim any responsibility or liability (express or implied) of BRI Danareksa Sekuritas, its affiliated companies and their respective employees and agents whatsoever and howsoever arising (including, without limitation for any claims, proceedings, action, suits, losses, expenses, damages or costs) which may be brought against or suffered by any person as a result of acting in reliance upon the whole or any part of the contents of this report and neither BRI Danareksa Sekuritas, its affiliated companies or their respective employees or agents accepts liability for any errors, omissions or misstatements, negligent or otherwise, in the report and any liability in respect of the report or any inaccuracy therein or omission there from which might otherwise arise is hereby expressly disclaimed.

The information contained in this report is not to be taken as any recommendation made by BRI Danareksa Sekuritas or any other person to enter into any agreement with regard to any investment mentioned in this document. This report is prepared for general circulation. It does not have regard to the specific person who may receive this report. In considering any investments you should make your own independent assessment and seek your own professional financial and legal advice.



DOWNLOAD BRIGHTS DAPET DUIT?

**CUAN BUAT EVERYBODY,
TANPA TERKECUALI!!**
Gratis Saldo RDN dan
Diskon Fee Transaksi.

#BRIGHTSlight

Fee 0.1% / 0.2% bagi Nasabah
Online pengguna BRIGHTS*

#BRIGHTSidea


FREE saldo RDN senilai
Rp 50.000 bagi pembukaan
rekening baru*

#BRIGHTSmile

Free brokerage fee dengan
bertransaksi saham melalui
BRIGHTS*

brights

DOWNLOAD SEKARANG!



KEY INDEX PERFORMANCE

Domestic & Sectoral

	Price	1D	1W	1M	YTD
IDX	6,793.41	2.24%	-0.33%	-5.64%	3.22%
JKIDX30	543.10	1.19%	-1.14%	-2.11%	9.25%
LQ45	1,016.00	1.18%	-0.92%	-2.04%	9.08%
JKNONCYC	685.75	1.41%	0.35%	5.35%	3.26%
JKINFRA	934.36	-0.68%	-3.77%	-5.68%	-2.60%
JKHEALTH	1,474.66	1.14%	2.18%	-1.38%	3.84%
JKCYCLIC	913.64	0.09%	-0.81%	-2.58%	1.47%
JKINDUST	1,254.68	1.04%	1.13%	1.90%	21.03%
JKTECHNO	7,421.87	5.57%	-3.30%	-16.14%	-17.48%
JKTRANS	1,984.91	0.83%	1.36%	1.32%	24.10%
JKENERGY	1,632.26	-0.69%	1.64%	1.04%	43.24%
JKBASIC	1,348.00	2.21%	1.76%	-4.65%	9.20%
JKFINANCE	1,477.82	0.60%	-3.17%	-6.02%	-3.21%
JKII	593.85	0.40%	-1.57%	-2.78%	5.66%
JKISSI	201.83	0.54%	-0.92%	-2.21%	6.78%

Global

Dow Jones	31,490.07	-3.57%	-1.08%	-9.80%	-13.34%
S&P 500	3,923.68	-4.04%	-0.29%	-12.07%	-17.68%
NASDAQ	11,418.15	-4.73%	0.47%	-16.16%	-27.02%

EIDO, VIX & DXY

EIDO	23.26	-1.36%	-2.10%	-5.06%	1.26%
VIX	30.96	18.62%	-4.91%	44.88%	79.79%
DXY	103.945	0.51%	0.06%	2.95%	8.73%

Europe

FTSE	7,438.09	-1.07%	1.23%	-2.15%	0.73%
GDAXI	14,007.76	-1.26%	1.30%	-1.03%	-11.82%
CAC40	6,352.94	-1.20%	1.33%	-2.78%	-11.19%

Asean & Regional

Thailand (SET)	1,620.33	0.36%	0.43%	-3.30%	-2.25%
Malaysia (KLIC)	1,554.91	0.41%	-0.07%	-1.66%	-0.81%
China (SSEC)	3,085.98	-0.25%	0.89%	-3.38%	-15.22%
Hong Kong (HSI)	20,644.28	0.20%	4.13%	-1.82%	-11.77%
Singapore (STI)	2,589.65	2.00%	0.09%	-0.30%	-19.63%
Japan (N225)	26,911.20	0.94%	2.66%	-0.27%	-6.53%
Korea (KS11)	2,625.98	0.21%	1.30%	-3.42%	-11.81%

CURRENCY AND BOND YIELD

	Rate	1D	1W	1M	YTD
USD/IDR	14,687.5	0.29%	0.91%	2.46%	3.07%
USD/JPY	128.21	-0.93%	-1.37%	-0.56%	11.38%
EUR/USD	1.0463	-0.80%	-0.46%	-2.99%	-7.96%
GBP/USD	1.2337	-1.21%	0.72%	-5.06%	-8.80%
ID10YR	7.340	-0.69%	0.39%	6.75%	16.96%
US10YR	2.882	-2.96%	-1.46%	-1.97%	90.63%

COMMODITY

	Price	1D	1W	1M	YTD
Nickel	26,180.00	-0.86%	-5.85%	-22.47%	26.13%
Coal	412.00	-0.40%	6.78%	28.35%	142.92%
Gold	1,814.95	-0.24%	-2.11%	-7.24%	-0.77%
Silver	21.410	-1.68%	-0.88%	-15.89%	-8.42%
Copper	4.1482	-2.15%	-1.45%	-12.48%	-6.63%
Tin	34,065.00	1.49%	-5.33%	-21.41%	-12.85%
Palm Oil	6049	-1.39%	-6.84%	-2.83%	29.17%
Oil (Brent)	109.03	-2.55%	1.46%	1.71%	40.24%
Oil (WTI)	106.61	-5.10%	0.91%	4.01%	41.83%

Source : investing.com, Barchart



FOKUS HARI INI

*Rekomendasi kami pada halaman ini menggunakan proyeksi 1 tahun buku, kecuali ada update perkembangan selanjutnya.

▶ Merdeka Copper Gold (MDKA - BUY TP IDR6,600) : Way Above Our and Cons

MDKA mencatatkan laba 1Q22 senilai USD65.4mn (vs rugi 1Q21 senilai USD6mn) ditopang oleh *insurance claim* senilai USD60mn. Adapun penjualan 1Q22 tercatat mengalami peningkatan menjadi USD123mn (+164.4% YoY) ditopang oleh kenaikan *volume* emas. Angka pendapatan ini tercatat diatas estimasi kami dan konsensus sehingga MDKA dinilai masih prospektif disamping segmen nikel yang akan mulai memberikan kontribusi pendapatan pada 2Q22.

Source : BRI Danareksa Sekuritas, Company

▶ Jasa Marga (JSMR - BUY TP IDR5,400) : A Good Start for The Year

JSMR mencatatkan pendapatan 1Q22 senilai IDR2.9tn (+15.7% YoY) dan dari sisi *bottomline* tercatat senilai IDR393tn (+143% YoY) *inline* dengan estimasi kami dan konsensus. Melanjutkan program *asset recycling*, JSMR akan melakukan divestasi Jasamarga Transjawa Tol (JTT) melalui IPO paling lambat pada 1Q23. Sebagai informasi, pendapatan tol pada April tercatat meningkat 26% dari level sebelum covid terutama didukung oleh jalan tol baru (+77%) dan jalan tol Transjawa (+93%).

Full Report : [Klik disini](#)

▶ Bukit Asam (PTBA) : Perolehan Kinerja 1Q22

PTBA mencatatkan pendapatan dan laba bersih 1Q22 senilai IDR8.2tn (+105.43% YoY) dan IDR2.27tn (+354.61% YoY). Adapun kas & setara kas dan liabilitas tercatat senilai IDR6.1tn (+38.63% YoY) dan IDR12.46tn (+4.97% QoQ). Selain itu, tercatat ekuitas dan total aset mencapai IDR26.52tn (+9.36% QoQ) dan IDR38.98tn (+7.91 QoQ).

Source : Emiten News

▶ Temas (TMAS) : Perolehan Kinerja 1Q22

TMAS melaporkan pendapatan dan laba bersih 1Q22 senilai IDR1.167tn (+37.45% YoY) dan IDR341.27bn (+1,206% YoY) ditopang oleh kenaikan pendapatan jasa. Tercatat pendapatan jasa pelayaran pihak ketiga mencapai IDR781.91bn (+57.7% YoY) meskipun pendapatan jasa bongkar muat turun -3.03% YoY menjadi IDR319.21bn. Sementara itu, aset tumbuh +1.75% menjadi IDR4.122tn ditopang oleh kenaikan saldo laba belum ditentukan penggunaannya sebesar IDR1.635tn.

Source : Emiten News

▶ Corporate Action

1. IPO *Bookbuilding*
 - Hoffmen Cleanindo Tbk (KING)
 - Bookbuilding* : 17 - 20 May 2022
 - Harga IPO : IDR165-170.-
2. *Public Expose*: BBHI, UNIQ
3. RUPS: BBHI, CNTX, FISH, KLB, PZZA, TRIN
4. *Ex Date Cash Dividend*: PNGO, SMSM
5. *Dividend Payment Date*: AVIA, DSNG



Trading Ideas

oleh Hadyatma Dahna Marta – Technical Analyst BRIDS

Composite Daily



S2	S1	R1	R2
6,700	6,750	6,800	6,861

Last Price: 6,793

- IHSX diprediksi bergerak mixed cenderung melemah terbatas
- Indikator MACD negatif melemah
- Indikator Stochastic netral menguat
- Indikator RSI netral menguat

TPIA – Buy On Weakness



TP1	TP2	SL1	SL2
10,125	10,600	9,850	9,400

Last Price : 9,950

Trading Range : 9,400 – 10,600

- Volume transaksi stabil dibawah rata-rata
- Indikator MACD negatif melemah
- Indikator Stochastic netral menguat
- Indikator RSI netral menguat

INDF – Buy On Breakout



TP1	TP2	SL1	SL2
6,700	6,800	6,300	6,200

Last Price : 6,500

Trading Range : 6,200 – 6,800

- Volume transaksi menurun dibawah rata-rata
- Indikator MACD positif melemah
- Indikator Stochastic menguat menuju overbought
- Indikator RSI menguat menuju overbought

WIIM – Buy On Reversal



TP1	TP2	SL1	SL2
515	530	498	480

Last Price : 510

Trading Range : 480 - 530

- Volume transaksi stabil meningkat dibawah rata-rata
- Indikator MACD negatif melemah
- Indikator Stochastic netral menguat
- Indikator RSI netral menguat

AALI - Sell



TP1	TP2	SL1	SL2
11,525	11,150	12,075	12,350

Last Price: 11,950

Trading Range : 11,150 – 12,350

- Volume transaksi stabil dibawah rata-rata
- Indikator MACD negatif melemah
- Indikator Stochastic netral konsolidasi
- Indikator RSI netral konsolidasi

ELSA – Sell On Strength



TP1	TP2	SL1	SL2
280	272	296	306

Last Price : 290

Trading Range : 272 - 306

- Volume transaksi stabil dibawah rata-rata
- Indikator MACD negatif melemah
- Indikator Stochastic netral menguat
- Indikator RSI netral menguat

STOCK PICK

TREND TRADE						
Code	Action	Call Price	Last Price	Target Price	Stop Loss	Remarks
FREN	BUY	85	78	100	67	Bullish Reversal Potentially Day 18
POWR	BUY	710	700	780	680	Rebound From Lower Day 5
LINK	BUY	4.460	4.410	4.800	4.350	Ascending Triangle Day 4

Catatan:

Trend Trade/Minor Trend memiliki rentang waktu hold position dalam 30 hari. *rekomendasi baru
Call Price adalah harga pada saat rekomendasi dikeluarkan

SWING TRADE						
Code	Action	Call Price	Last Price	Target Price	Stop Loss	Remarks
ESSA	BUY	1.250	1.310	1.400	1.100	Rebound From Lower Day 8
GGRM	BUY	30.350	30.325	32.000	29.925	Rectangle Pattern Day 4

Catatan:

Swing Trade memiliki rentang waktu hold position dalam 3-10 hari. *rekomendasi baru
Call Price adalah harga pada saat rekomendasi dikeluarkan

DAY TRADE										
NO	CODE	LAST PRICE	PREV DAY	Δ	% CHG	ACTION	TP1	TP2	SL1	SL2
1	TPIA	9950	9875	75	0,76%	BUY	10.125	10.600	9.850	9.400
2	INDF	6500	6500	0	0,00%	BUY	6.700	6.800	6.300	6.200
3	WIIM	510	494	16	3,24%	BUY	515	530	498	480
4	BRPT	825	825	0	0,00%	BUY	855	885	805	720
5	ACES	1015	1015	0	0,00%	BUY	1.065	1.100	1.000	970
6	SIDO	930	925	5	0,54%	BUY	955	970	920	905
7	ICBP	8100	7825	275	3,51%	BUY	8.150	8.500	7.825	7.550
8	POWR	700	700	0	0,00%	BUY	730	780	695	675
9	ESSA	1310	1195	115	9,62%	BUY	1.525	1.615	1.240	1.100
10	AALI	11950	12025	-75	-0,62%	SELL	11.525	11.150	12.075	12.350
11	ELSA	290	286	4	1,40%	SELL	280	272	296	306
12	INDY	2590	2710	-120	-4,43%	SELL	2.530	2.450	2.650	2.760
13	INCO	7100	7275	-175	-2,41%	SELL	6.625	6.400	7.150	7.175
14	MEDC	565	565	0	0,00%	SELL	550	535	575	615
15	LSIP	1355	1355	0	0,00%	SELL	1.340	1.330	1.370	1.385

Keterangan Day Trade Stock Pick :

1. Data kumpulan saham diambil dari BRIDS Technical Universe
2. Data diurutkan berdasarkan value transaksi terbesar selama 20 hari bursa terakhir
3. SL1 (Stop Loss 1) = Batas bawah pertama yang direkomendasikan untuk melakukan CUT LOSS
4. SL2 (Stop Loss 2) = Batas bawah kedua yang direkomendasikan untuk melakukan CUT LOSS
5. TP1 (Target Price 1) = Batas atas pertama yang direkomendasikan untuk melakukan TAKE PROFIT
6. TP2 (Target Price 2) = Batas atas kedua yang direkomendasikan untuk melakukan TAKE PROFIT




Sales Team

Ferdi Armand Hanafi


Head - Retail Customer Distribution

 ferdi.hanafi@bridanareksasekuritas.co.id


 (021) 50914100

I Wayan Satia Jaya

Branch Manager - Coordinator


 Palembang, Depok

 satia@bridanareksasekuritas.co.id


 (021) 78849149

Rudy Ruslim

Branch Manager


 Mangga Dua


 rudyr@bridanareksasekuritas.co.id


 (021) 62301988

Upik Yuzarni

Branch Manager

 Pondok Indah

 upik_y@bridanareksasekuritas.co.id


 (021) 29555777

Maryadi Suwondo

Branch Manager


 Bandung


 maryadi@bridanareksasekuritas.co.id


 (022) 860 210 30

Yahuda Nawa Yanukrisna

Branch Manager


 Yogyakarta, Solo, Semarang

 yahuda@bridanareksasekuritas.co.id


 (0274) 551181

Rachma Yudyawati

Branch Manager

 Surabaya, Malang


 rachma@bridanareksasekuritas.co.id


 (031) 5345888

Martha Hidayat

Branch Manager


 Medan


 marthah@bridanareksasekuritas.co.id


 (061) 4528100

Umar Bin Aziz

Branch Manager

 Makassar

 umarba@bridanareksasekuritas.co.id

 (0411) 8114011